

2024

601118

2025 5 20

2024

. 3

. 4

. 5

1 2024 5

2 2024 6

3 2024 12

4 2024 2025 16

5 2024 17

6 2024 19

7 2025 20

8 2025 21

9 2025 24

10 2025 25

11 2025 34

12 2025 37

2024

0

2024

1 2024

2

Ø‘ “

2025 5 20 15:00

1

2

3

4 2024

5

1

2

3

6

7

8

9

10

1

2024

“ ” “ ”

2024

2024

2 ——

2024

www.sse.com.cn

2025 5 20

30% R1



EUDR

“ ” 25% “ 2024

”

“ ”

KM

2024

“ 1+5+X ” “

”

“ 2024

” EUDR

2 “ ”

λ ν



- -Bǫǫqþ@›∀‹@dþoǫǫB

2 5

6

m "

∀ ≵ h C ˛ E

20

≵

166 235

Ṛ

2024

ọ˛ǫ

ñ@ˍ"Ā

2025

2025 “ ”

2025

2025

2025

*% L

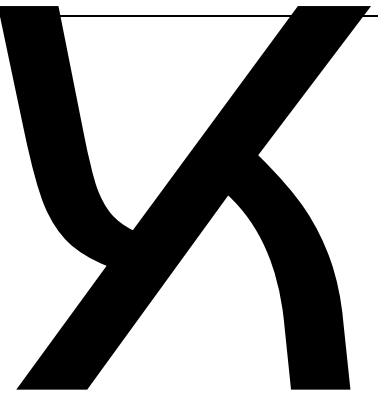

2025

3

2024

2024

2024 4 16

2024 4 28		2023
		(, в Ҡ
		(, в
		m
		(, в ″Ң
		(, в
		2024
		(, в
		2024
1/		
2024 8 27		2024
		2024
″Ң		2024



@î Ax@P [illegible]

É Ä

20

A

,6 Z

2023

6 Ì y4 L 6

2023

~ m "

8 —

2022

2025

2025

2025

2025 5 20

4

2024 2025

2024 2025

2024

1	91.87	2024 10 10
2	127.32	2024 1-3 4-12
3	/	
4	/	

5

2024

2024

2024

2024 496.73 31.80% ɔ Ď ʂ

1.35 -0.86 1.03 سح

ʊ

0.0242 خم خم سح -5.81

1.05%

2024 12 31 360.70 247.71

112.99 ë

0.16

2023 2023

2023 10.18

2024 10

0.209 8,944

2024 12 31 120,800.05

66,996.88 1,921.54

4,774.96 1,631.75

4,571.24 14,835.27 498.72

12,180.46 475.00

12,914.25

2025 5 20

2024

2024

317,669,658.61

1,710,613,379.13 10% 31,766,965.86

2024 2023 89,440,039.46

1,907,076,032.42

2024 4,279,427,797 10

0.109 46,645,762.99

2024 45.12%

1,860,430,269.43

		46,645,762.99	89,440,039.46	0
32		0	0	0
		103,389,020.00	297,124,723.08	76,399,653.34

7

025

2025 2024

2025

Λ ķ

2025

2025 “ ǰ 25 0

8

2025

2024

		2024	2024	
	Archipelago Rubber Trading Pte.Ltd.	90,000.00	70,878.77	
	PT.Kirana Megatara	27,000.00	3,088.61	
		11,000.00	8,647.97	
		3,000.00	58.03	
		8,031.00	7,206.69	
		1,700.00	1,868.28	
	Archipelago Rubber Trading Pte.Ltd.	21,085.80	3,075.34	
		1,500.00	73.37	
		22,000.00	20,200.05	
		2,597.30	2,962.54	
		300,000.00	41,000.00	2024 12 31
		487,914.10	159,059.65	

			2025	2024

Archipelago Rubber Trading Pte. Ltd.

6.3.3

1.

2008

2008 2010

2.

2011 4

2024 3 12 2024 3 28

2024

3

60 40

2025

2025 5 20

9

2025

2025

2025 2025

60

2025

2024

2025 5 20

2025

2025 7

140,000 144,333 Û5b6Ê™± Nq

%4

1.	70%					
	Halcyon Agri Corporation Limited	68.10%	75.60%	25,870.6	74,333	47.29%
	China Rubber Technology Group Company Limited	100%	91.72%	-	70,000	44.54%
		100%	78.44%	16,383.82	55,000	4.87%
		100%	88.12%	3,413.06	20,000	1.77%
		100%	71.45%	15,653.56 4%	30,000	2%66%
2.	70%					
		80%	5.57%	-	5,000	0.44%

ï s

	S[illegible]te[illegible] oppe[illegible]t d[illegible] [illegible]hou[illegible]ion	[illegible]	[illegible]	[illegible]42.[illegible]	[illegible]	[illegible]
	Hev[illegible]erou[illegible]A.	90%	108.62[illegible]	6,998.59	14,145	9.00[illegible]
	Sud Cameroun Hevea S.A.	80%	118.02%	3,462.3	940	0.60%
	Corrie MacColl Europe BV	100%	47.71%	1,347.2	2,650	1.69%
	Hevea Global Pte Ltd	100%	66.33%	[illegible]	4,500	[illegible]2.86%
	New Continent Enterprises Pte Ltd	100%	93.46%	-		
R1	Hwah Yang Agro Industries Sdn Bhd	65%	30.32%	[illegible]4.08	211	[illegible].13%
	R1 International Malaysia Sdn Bhd	100%	73.75%	[illegible]66.53	1,273	[illegible].81%
	R1 International (India) Private Limited	100%	73.85%	[illegible]67.35	1,016	[illegible].65%

1 7.1884

2024 12 30

Ä Ó

5000

Halo A Corporatior nited

C enceau Avenu #05-02 Haw Par re, Singapore 239922.

9.53

( )

2024 12 31 209,316.4

158,302.3 51,014.1 75.6%

2024 377,712.3 -3,090.9 P 3 w ʊ

68.10%

China Rubber Technology Group Company Limited

2

金

2024 12 31 1,444,979.56

1,325,384.63 119,594.93

91.72% 2024 2,689,953.28 -45,406.39

188 A-522

64,000

ẋ ɔ Ψ f

[redacted]

863,542.9 861.1

43 209 -001 A

000

4 2

2024 12 34 13. 41,623.99

36,678.17 4,945.83 88.12% 2024

374,243.86 1,265.15

100%

( )

69

A116-1

3,000

157.50 2,669.10 5.57% 2024

58,484.72 460.79

51%

49%

103

20,000

2024 12 31 178,413.02

127,469.47 50,943.55 71.45%

2024 231,886.12 -1,134.11

100%

2

C YZ 4

50,500

( ) :

:

2024 12 31 62,137.47

19,100.99 43,036.48 30.74%

2024 307,263.38 1,203.48

2024 12 31 13,697.4

6,535.4 7,162.0 47.71%

22,692.2 26743

100%

He% L

[redacted]

239922.

1,614

2024 12 31 16,075.4

10,663.3 5,412.1 66.33%

2024 .4

[redacted]

100%

Hwah Yang Agro Industries Sdn Bhd

No. 31, 1st Floor, RH Plaza Centre, Lane 1, Jalan Lapangan Terbang, 93350 Kuching, Sarawak, Malaysia

2024 12 31 673.52

204.21 193.86 90.3

469.31 30.32% 2024 Hwah Yang

1678.44 2.68

R1 65%

R1 International Malaysia Sdn Bhd

Suite 20B, Level 20 Sunway Tower, 86, Jalan Ampang 50450 Kuala Lumpur

500,000

2024 12 31 2763.6

2038.23 2025.25 342.83

725.37 73.75% 2024 R1

6069.77 54.88

R1 100%

R1 International (India) Private Limited

No:10-1,Vanaraveera Sankirna,5th Cross,9th ‘ A ’ Main,Jayanagar 2nd Block,Bangalore – 560011,Karnataka State,India.

958,379

2024 12 31 532.28

393.1 367.79 198.63

139.18 73.85% 2024 R1

5741.16 19.24

R1 100%

39

12,000

Ø Ø Ø

⅜

2024 12 31 9,684.88 ,

3,336.21 , 6,348.67 , 3*8

11

2025

10.5

2025

12

12

2025

“ ”

2025

2025 “ ” “ ”

“ ”

“ ”

“

”

2025 59.43

2025

2025 5 20